

Profit or Loss Highlights (Rp bn)	1H22	1H21	Δ
Sales	2,047	2,177	(6%)
Gross Profit	840	755	11%
Gross Profit Margin	41%	35%	
Operating Profit	651	610	7%
Operating Profit Margin	32%	28%	
Profit for the Period	548	501	9%
Attributable Profit	549	501	9%
Attributable Profit Margin	27%	23%	
Earning per Share ⁽¹⁾ (In Rp)	80	73	10%
Core Profit ⁽²⁾	602	491	23%
EBITDA ⁽³⁾	907	803	13%
EBITDA ⁽³⁾ Margin	44%	37%	

(1) Calculated based on weighted average number of ordinary shares for basic earning per share (number of shares)

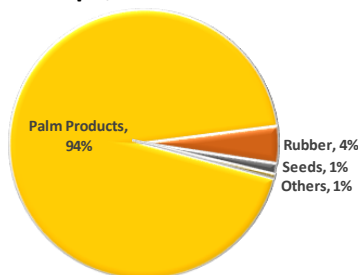
(2) Profit for the period before effects of forex gains/(losses), changes in fair value of plasma receivables, changes in fair value of biological assets, impairment, tax adjustment and non-recurring items

(3) EBITDA including forex gains/(losses), but before the effect of changes in fair value of biological assets and impairment of fixed assets

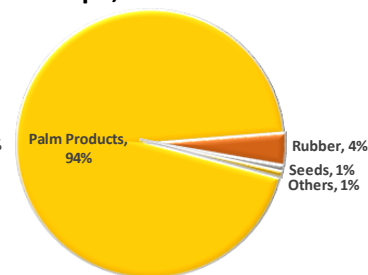
Financial Position Highlights (Rp bn)	30 Jun 2022	31 Dec 2021
TOTAL ASSETS	12,507	11,851
Cash & Cash Equivalents	3,750	3,368
TOTAL LIABILITIES	1,786	1,679
TOTAL EQUITY	10,721	10,173

Oil Palm Production Highlights ('000 MT)	1H22	1H21	Δ
FFB	587	745	(21%)
FFB Nucleus	505	616	(18%)
FFB External	82	129	(37%)
CPO (Crude Palm Oil)	127	164	(23%)
CPO Extraction Rate (%)	22.1	22.4	
PK (Palm Kernel)	36	46	(21%)
PK Extraction Rate (%)	6.3	6.2	

1H22 Sales Mix Rp2,047 billion



1H21 Sales Mix Rp2,177 billion



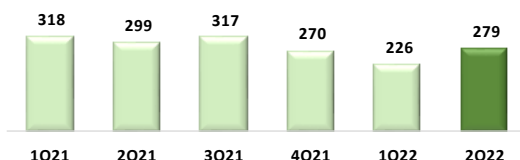
Sales Volume ('000 MT)	1H22	1H21	Δ
CPO	108	169	(36%)
PK Products - PK, PKO, PKE	31	47	(34%)
Rubber	3.2	2.8	15%
Oil Palm Seeds (mn seeds)	2.9	2.0	50%

Nucleus Planted Area (hectares)	30 Jun 2022	31 Dec 2021
Total Planted Area	112,880	114,111
Oil Palm	92,649	93,853
Mature	85,259	85,630
Immature	7,390	8,223
Rubber	16,215	16,228
Others (mainly cocoa, tea)	4,016	4,030


As of Jun 30, 2022, plasma oil palm planted area reached 31,620 hectares

All figures shown in this page are subject to rounding effect

FFB Nucleus Production (in '000 MT)



CPO Production (in '000 MT)



Highlights:

- In 1H2022, FFB nucleus production declined 18% yoy to 505 thousand tonnes mainly as a result of unfavorable weather conditions and replanting activities. Due to lower FFB nucleus and external production, total CPO production declined 23% yoy to 127 thousand tonnes.
- In the second quarter of 2022 (2Q2022), FFB nucleus and CPO production were up 24% and 42% compared to the first quarter of 2022 (1Q2022).
- In 1H2022, Lonsum reported total sales of Rp2.05 trillion, 6% yoy lower primarily due to lower sales volume of palm products which partly offset by higher average selling prices of palm products.
- In 1H2022, Lonsum reported gross profit Rp840 billion (+11% yoy), operating profit Rp651 billion (+7% yoy) and EBITDA Rp907 billion (+13% yoy). Core profit increased 23% yoy to Rp602 billion in 1H2022.
- Profit for the period attributable to owners of the parent increased 9% yoy to Rp549 billion.
- Lonsum maintained its healthy financial position with total asset Rp12.51 trillion including cash and cash equivalents of Rp3.75 trillion with no bank loan as of June 30, 2022.

Ikhtisar:

- Pada 1H2022, produksi TBS inti turun 18% yoy menjadi 505 ribu ton terutama karena dampak cuaca yang tidak mendukung dan kegiatan peremajaan tanaman. Seiring penurunan produksi TBS inti dan eksternal, total produksi CPO turun 23% yoy menjadi 127 ribu ton.
- Pada kuartal kedua tahun 2022 (2Q2022), produksi TBS inti dan CPO naik masing-masing 24% dan 42% dibandingkan kuartal pertama tahun 2022 (1Q2022).
- Pada 1H2022, Lonsum mencatat penjualan sebesar Rp2,05 triliun, turun 6% yoy terutama karena penurunan volume penjualan produk sawit yang sebagian dimbangi oleh kenaikan harga jual rata-rata produk sawit.
- Pada 1H2022, Lonsum mencatat laba bruto sebesar Rp840 miliar (+11% yoy), laba usaha Rp651 miliar (+7% yoy) dan EBITDA Rp907 miliar (+13% yoy). Core profit meningkat 23% yoy menjadi Rp602 miliar pada 1H2022.
- Laba periode berjalan yang dapat diatribusikan kepada pemilik entitas induk meningkat 9% yoy menjadi Rp549 miliar.
- Lonsum mempertahankan posisi keuangan yang sehat dengan total aset Rp12,51 triliun termasuk posisi kas dan setara kas sebesar Rp3,75 triliun dan tidak adanya pendanaan melalui hutang bank pada tanggal 30 Juni 2022.